




Mixed Flow

GRAIN DRYER



Prefer a digital version?
Scan the QR code with the camera on your smartphone to view this brochure



- Low Maintenance Cleaning
- Energy Efficient Vacuum Cooling
- Simple Single-Conveyor Unloading
- QuadraTouch Pro™ Control System

MIXED FLOW GRAIN DRYER



- Ambient/Outside air
- Pre-heated air
- Burner
- Heated air
- Exhaust air

VACUUM COOLING

SUKUP® EXCLUSIVE

Sukup Manufacturing is the only company using this method in Mixed-Flow Dryers.

Drying occurs in the top tiers of Sukup Mixed-Flow Dryers. Vacuum-cooling is accomplished in the bottom screened sections. Vacuum-cooling recovers heat during the cooling process, so Sukup Mixed-Flow Dryers are more fuel-efficient than traditional pressure cool dryers.

Sukup Mixed-Flow Dryers use approximately half the airflow per bushel and hold almost twice as many bushels than traditional cross-flow dryers. This results in improved grain quality and fuel efficiency.

Pressure Heat

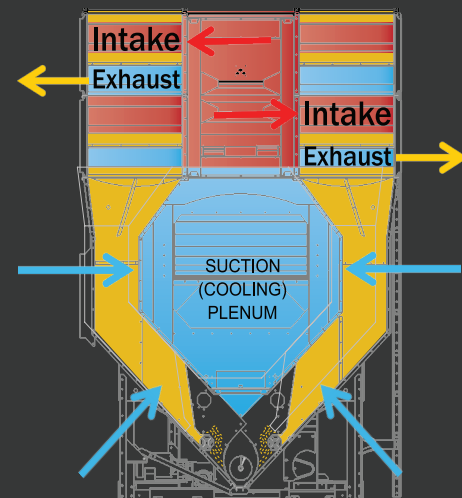

Pressure Heat

Vacuum Cool

NOTE: Because tiers are used for drying and screens are used for cooling, drying capacity of a 6-tier Sukup Mixed Flow Dryer is comparable to competitors' 8-tier models.

Intake Ducts


Exhaust Ducts



SCREEN CLEANING

NO LONGER NECESSARY

With the large, triangle ducts along the sides of the Mixed-Flow Dryers, saturated air flows through with ease without plugging up with fines and bee's wings. This eliminates any losses in capacity or efficiency due to debris build-up on conventional screen dryers. Also greatly reduces cleaning labor and time.




SINGLE CONVEYOR UNLOADING SYSTEM

SUKUP® EXCLUSIVE

Sukup Mixed-Flow Dryers allow for a single conveyor unloading system. Which minimizes moving parts as compared to competing units requiring two or three conveyors.

1. Drag-Chain Unload Conveyors are standard and use our **2.** Static Moisture Sampler. It catches a sample of discharged grain, tests the moisture, and releases it, making it more accurate than testing moving grain.



LOADING SYSTEMS

3. Auger Loading Systems or **4.** Gravity Loading Systems are available. Service platform is standard on both options.



VERTICAL END DUCT

SUKUP® EXCLUSIVE

- Patented vertical intake duct on front and back of column
- Creates more space for grain
- Decreases chance of plugging



QUADRATOUCH PRO™



UNMATCHED PERFORMANCE

The QuadraTouch Pro™ control system is featured on all Sukup® Dryers and was designed to be easy to use while eliminating around-the-clock monitoring and increasing productivity and efficiency.

SIMPLE, MENU-DRIVEN SYSTEM

The QuadraTouch Pro™ control system featured on all Sukup Dryers is extremely easy to use.

- Simple menus guide you through dryer functions for easy start-up and operation.
- Operator inputs are easy with a pop-up keypad for entering drying temps or discharge moisture set-points.
- PLC-based system is built to withstand harsh environments and has superior electrical noise protection, eliminating nuisance trips and providing a dependable system.




AUTOMATIC CONTROL IS STANDARD

Sukup was the first company to make true moisture sensing standard on its dryers.



- Moisture content information is collected from standard outgoing sensors.
- Critical adjustments are made to the metering roll speeds to maintain your desired discharge moisture content.
- Sukup modular moisture sensors are easily removed from the dryer for indoor storage in the off season.
- Auto control based on average grain temperature in the heat chamber is standard.



S.M.A.R.T. LOOP™

(Simultaneous Monitoring And Reaction Technology)

- Uses incoming (if equipped) and outgoing moisture and grain temperature sensors with the advanced algorithm programming to increase dryer efficiency, reduce large swings in temperature and discharge moisture, and help the dryer run more efficiently.



TM3217



TM2414 EXPANDABLE

MIXED FLOW DRYER SPECIFICATIONS

Model	# Tiers Mixed Flow	Height ^(a) Level Auger	Height ^(a) Gravity Fill	Heating Vol. (Bu)	Total Holding (Bu)	Max Burner Output ^(b) (MMBtu)	Avg Burner Output ^(b) (MMBtu)	Lower Fan	Upper Fan	Est. Cap ^(c) 20%-15%	Est Cap ^(c) 25%-15%	Transport Loads
16' DRYERS												
TM1606 (e)(f)	6	26' 11"	29' 2"	584	976	5	4	30 HP	None	709	367	2
TM1608 (d)(f)	8	30' 11"	33' 2"	778	1170	7	5	40 HP	None	945	489	3
TM1609 (d)(f)	9	32' 11"	35' 2"	875	1267	8	6	50 HP	None	1063	551	3
TM1610 (d)	10	34' 11"	37' 2"	973	1365	9	7	30 HP	(1)15 HP	1182	612	3
TM1612 (d)	12	40' 11"	43' 2"	1167	1619	10	8	40 HP	(1)15 HP	1418	734	3 (d)
TM1613 (d)	13	42' 11"	45' 2"	1264	1716	11	9	50 HP	(1)15 HP	1536	795	3 (d)
TM1614	14	44' 11"	47' 2"	1362	1813	12	9	30 HP	(2)15 HP	1654	856	4
TM1616	16	50' 11"	53' 2"	1556	2067	14	11	40 HP	(2)15 HP	1891	979	4
TM1617	17	52' 11"	55' 2"	1653	2164	15	11	50 HP	(2)15 HP	2009	1040	4
24' DRYERS												
TM2405 (e)(f)	5	24' 11"	30' 2"	729	1325	6.5	5	40 HP	None	886	459	3
TM2406 (e)(f)	6	26' 11"	32' 2"	875	1471	8	6	50 HP	None	1063	551	3
TM2409 (d)	9	32' 11"	38' 2"	1313	1908	12	9	40 HP	(1)20 HP	1595	826	4
TM2410 (d)(f)	10	34' 11"	40' 2"	1459	2054	13	10	50 HP	(1)20 HP	1772	918	4 (f)
TM2413	13	42' 11"	48' 2"	1896	2581	17	13	40 HP	(2)20 HP	2304	1193	5
TM2414 (d)	14	44' 11"	50' 2"	2042	2727	18	14	50 HP	(2)20 HP	2481	1285	5 (d)
TM2418	18	54' 11"	60' 2"	2626	3399	24	18	50 HP	(3)20 HP	3190	1652	7
32' DRYERS												
TM3209 (d)(f)	9	32' 11"	41' 2"	1751	2549	16	12	(2)50 HP	None	2127	1101	4 (f)
TM3210 (d)	10	34' 11"	43' 2"	1945	2743	17	13	(2)30 HP	(1)30 HP	2363	1223	4
TM3212 (d)	12	40' 11"	49' 2"	2334	3251	21	16	(2)40 HP	(1)30 HP	2836	1468	5 (d)
TM3213 (d)	13	42' 11"	51' 2"	2529	3446	23	17	(2)50 HP	(1)30 HP	3072	1590	5 (d)
TM3214	14	44' 11"	53' 2"	2723	3640	24	19	(2)30 HP	(2)30 HP	3309	1713	5
TM3216	16	50' 11"	59' 2"	3112	4148	28	21	(2)40 HP	(2)30 HP	3781	1958	7
TM3217	17	52' 11"	61' 2"	3307	4343	30	22	(2)50 HP	(2)30 HP	4018	2080	7

(a) Height is frame to fill, legs not included. 3', 4' or 5' legs available, see previous page. NOTE: Expandable option adds 2' to height, double expandable option adds 4'.

(b) Maximum burner output based on 200°F temperature rise. Average burner output is 150°F temperature rise.

(c) Capacities are wet holding bushels based on computer estimates, drying principles and field results drying US #2 yellow corn. Variations may occur due to grain kernel size, cleanliness, variety, maturity levels, weather conditions, growing season, etc.

(d) Models may be ordered with Expandable Option, specify at order. NOTE: add 1 transport load where indicated, see chart above.

(e) Models are expandable as standard, heights reflect this.

(f) Models may be ordered with Double Expandable Option, specify at order. NOTE: add 1 transport load where indicated, see chart above.

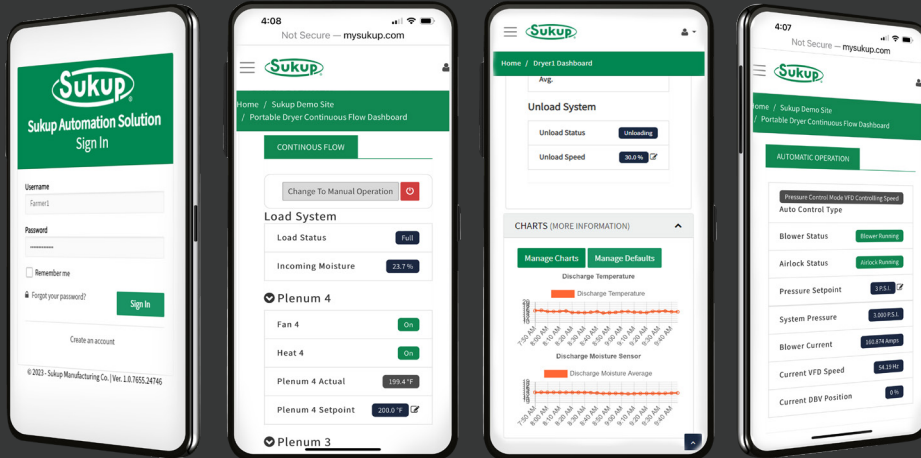
NOTE: Sukup Manufacturing Co. provides the information contained within this brochure to assist you in choosing the optimal equipment for your situation. Many factors, such as grain variety, maturity levels, grain cleanliness, weather conditions and operation/management, can affect the performance of your dryer and results may vary. This information is calculated and is not a guarantee of product specifications or performance. Based on these factors, Sukup specifications should only be used as estimates, and not as a warranty, express or implied, of how a particular Sukup unit will perform under your operating conditions. Because we are continually advancing Sukup products, changes may occur that may not be reflected in the specifications.

MYSUKUP™ REMOTE WEB ACCESS

MySukup allows you to monitor and control your Sukup® Dryer from a smart phone, tablet, or PC.

FEATURES:

- Dryer shutdown alerts
- View dryer performance charts
- Ability to switch between manual and auto unload control
- Adjust moisture and/or temperature settings
- Shut dryer off remotely
- Set up multiple users with permission to view only, or view and make changes



Must have internet access via Ethernet cable at QuadraTouch Pro™ control system to use. Requires yearly license fee. Please note that the dryer cannot be started remotely.



Sukup Manufacturing Co. ■ www.sukup.com

Box 677 ■ 1555 255th St. ■ Sheffield, IA 50475-0677 ■ ph 641.892.4222
fx 641.892.4629 ■ info@sukup.com

Distribution Centers

Arcola, IL 61910
980 E. State Rte. 133
ph 217.268.3026
illinois@sukup.com

Aurora, NE 68818
1705 Hwy. 34 E.
ph 402.694.5922
nebraska@sukup.com

Cameron, MO 64429
7426 NE 352nd St.
ph 816.649.2226
missouri@sukup.com

Defiance, OH 43512
7724 Rte. 66 N.
ph 419.784.9871
ohio@sukup.com

Jonesboro, AR 72403
204 Best Industrial Dr.
ph 870.932.7547
arkansas@sukup.com

Watertown, SD 57201
2701 Piper Ave.
ph 605.882.6697
southdakota@sukup.com

L1130A-102023CE

Because we are continually advancing Sukup products, standard and optional features are subject to change without notice.

© Copyright 2023 This information contained herein is the exclusive property of Sukup Manufacturing Co.